



UEFA  
**WOMEN'S  
UNDER-17  
CHAMPIONSHIP**  
LITHUANIA 2018

11<sup>th</sup> UEFA European Women's  
Under-17 Championship, 2017/18  
PRESS KIT





## **11<sup>th</sup> UEFA European Women's Under-17 Championship, 2017/18 PRESS KIT**

***UEFA and Lithuanian Football Federation (LFF) welcomes media representatives to the 11th UEFA European Women's Under-17 Championship finals that will take place from 9 to 21 May, 2018 in Lithuania.***

Lithuania will stage the Women's U17 final tournament from 9 to 21 May 2018 – the fifth such finals since the championship's expansion to eight teams – following in the footsteps of England, Iceland, Belarus and the Czech Republic. It is Lithuania's first major women's tournament though they hosted the 2013 men's U19 EURO.

- **The final tournament**

- The eight qualifiers are split into two groups of four in the draw.

Group A: **Lithuania (hosts), Germany (holders), Finland, Netherlands**

Group B: **Poland, Spain, Italy, England**

- The sides play each other in a round-robin format, with the top two teams in each group progressing to the semi-finals.
- The tournament also acts as UEFA's qualifier for the 2018 FIFA U-17 Women's World Cup from 13 November 1 to December that year in Uruguay, with the three berths available going to the two finalists and a winner of a play-off between the two beaten teams in the last four.

### **Schedule:**

Group matches: **9, 12 and 15 May**

Semi-finals: **18 May**

FIFA U-17 Women's World Cup play-off and Final: **21 May**

### **Contact information**

For any media questions regarding this final round, you can contact

**Victor Daghi**, UEFA Venue Media Operations Manager

Mobile phone: + 41 754 19 0479, e-mail: [victor.daghi@uefa.ch](mailto:victor.daghi@uefa.ch)

**Justas Kontrimas**, LOC / Lithuanian team Media Officer

Mobile phone: +370 614 88687, e-mail: [j.kontrimas@lff.lt](mailto:j.kontrimas@lff.lt)



## Full schedule (times CET, Lithuania is one hour ahead)

### Group stage

#### Wednesday 9 May

##### Group A

Finland v Germany: 16:00, Marijampole

Lithuania v Netherlands: 18:00, Alytus

##### Group B

Italy v Spain: 10:00, Siauliai

Poland v England: 16:00, Siauliai

#### Saturday 12 May

##### Group A

Germany v Netherlands: 10:00, Siauliai

Lithuania v Finland: 16:00, Siauliai

##### Group B

Spain v England: 12:00, Alytus

Poland v Italy: 14:00, Marijampole

#### Tuesday 15 May

##### Group A

Germany v Lithuania: 18:00, Alytus

Netherlands v Finland: 18:00, Marijampole

##### Group B

Spain v Poland: 12:00, Alytus

England v Italy: 12:00, Marijampole

### Knockout phase

#### Friday 18 May:

Semi-final: 15:30, Alytus

Semi-final: 18:00, Marijampole

#### Monday 21 May:

FIFA U-17 Women's World Cup play-off: 13:00, Alytus

Final: 18:00, Marijampole





## **UEFA Official Representatives**

### **Women's Football Committee**

Anne REI (EST)

### **UEFA Delegates**

Nikola MUZIKOVA (CZE), Iveta STOYANOVA-BANKOVA (BUL), Roxana BERCEANU (ROM)

### **Referee Observers**

Dagmar DAMKOVA (CZE), Ausra KANCE (LTU), Irina MIRT (ROM), Ingrid JONSSON (SWE)

### **Technical Observers**

Anja PALUSEVIC (GER), Anna SIGNEUL (SWE)

### **Referee's**

Hristiyana GUTEVA (BUL), Lucie SULCOVA (CZE), Frida Mia KLARLUND NIELSEN (DEN), Irena VELEVACKOSKA (MKD), Désirée GRUNDBACHER (SUI), Kateryna USOVA (UKR)

### **Assistant Referee's**

Sara TELEK (AUT), Almira SPAHIC (BIH), Maja PETRAVIC (CRO), Polyxeni IRODOTOU (CYP), Elodie COPPOLA (FRA), Yelena ALISTRATOVA (KAZ), Diana VANAGA (LVA), Sandra ÖSTERBERG (SWE)

### **4<sup>th</sup> Officials**

Rasa IMANALIJEVA (LTU), Jurgita MACIKUNYTE (LTU)

**To be confirmed on May 7**



## Venues

### Marijampole FC Stadium, Marijampole

Total capacity	6,581
Seating capacity	6,581
Match	Group matches Semi-final Final
Home club	FK Sūduva Marijampolė
League	1 <sup>st</sup> Division
Comments :	Various UEL matches played at this venue
Address	Kauno g. 125, Marijampolė 68226



### Alytus Stadium, Alytus

Total capacity	3, 728
Seating capacity	3, 728
Match	Group matches Semi-final 3 <sup>rd</sup> place play-off
Home club	DFK Dainava Alytus
League	2 <sup>nd</sup> Division
Comments :	Youth international matches played at this venue





## Šiauliai Central Stadium, Šiauliai

Total capacity	3,000
Seating capacity	3,000
Match	Group matches MD1 and MD2
Home club	Gintra Universitetas
League	1 <sup>st</sup> Division (women)
Comments :	UWCL matches played at this venue



Address S. Daukanto g. 23, Šiauliai, 76331

## ROAD TO LITHUANIA

The UEFA European Women's Under-17 Championship was launched in 2007/08 and revamped in 2013/14. It consists of three distinct stages: two qualifying rounds and an eight-team final tournament.

- Qualifying round (September – October 2017)

The competition begins with one-venue four-team mini-tournaments, although the nations with the highest UEFA coefficients may be given byes to the second qualifying round. The winners and runners-up of the groups go through along with the required number of third-placed teams with the best record against the first and second-placed teams, to ensure there are 28 sides in the next phase.

### Group 1 (Host country: Poland)

	Teams	P	W	D	L	F	A	+/-	Pts
1	Poland	3	3	0	0	10	2	8	9
2	Switzerland	3	2	0	1	10	2	8	6
3	Ukraine	3	1	0	2	7	9	-2	3
4	Faroe Islands	3	0	0	3	1	15	-14	0

### Group 2 (Host country: Latvia)

	Teams	P	W	D	L	F	A	+/-	Pts
1	England	3	3	0	0	19	0	19	9
2	Scotland	3	2	0	1	5	3	2	6
3	Slovakia	3	1	0	2	5	7	-2	3
4	Latvia	3	0	0	3	0	19	-19	0

### Group 3 (Host country: Azerbaijan)

	Teams	P	W	D	L	F	A	+/-	Pts
1	Spain	3	3	0	0	27	1	26	9
2	Iceland	3	2	0	1	8	2	6	6
3	Azerbaijan	3	0	1	2	1	6	-5	1
4	Montenegro	3	0	1	2	1	28	-27	1

### Group 4 (Host country: Bosnia and Herzegovina)

	Teams	P	W	D	L	F	A	+/-	Pts
1	Republic of Ireland	3	3	0	0	5	0	5	9
2	Bosnia and Herzegovina	3	2	0	1	2	1	1	6
3	Romania	3	0	1	2	1	4	-3	1
4	Greece	3	0	1	2	1	4	-3	1

### Group 5 (Host country: Denmark)

	Teams	P	W	D	L	F	A	+/-	Pts
1	France	3	2	1	0	16	0	16	7
2	Denmark	3	2	1	0	8	0	8	7
3	Wales	3	1	0	2	8	6	2	3
4	Kazakhstan	3	0	0	3	0	26	-26	0





### Group 6 (Host country: Sweden)

	Teams	P	W	D	L	F	A	+/-	Pts
1	Sweden	3	3	0	0	19	0	19	9
2	Russia	3	2	0	1	3	7	-4	6
3	Israel	3	1	0	2	2	3	-1	3
4	Croatia	3	0	0	3	1	15	-14	0

### Group 7 (Host country: Estonia)

	Teams	P	W	D	L	F	A	+/-	Pts
1	Netherlands	3	3	0	0	15	0	15	9
2	Czech Republic	3	2	0	1	10	4	6	6
3	Turkey	3	1	0	2	5	5	0	3
4	Estonia	3	0	0	3	0	21	-21	0

### Group 8 (Host country: Hungary)

	Teams	P	W	D	L	F	A	+/-	Pts
1	Hungary	3	3	0	0	9	0	9	9
2	Norway	3	2	0	1	14	1	13	6
3	Bulgaria	3	1	0	2	1	10	-9	3
4	Moldova	3	0	0	3	0	13	-13	0

### Group 9 (Host country: Serbia)

	Teams	P	W	D	L	F	A	+/-	Pts
1	Serbia	3	2	1	0	13	2	11	7
2	Belgium	3	2	1	0	12	2	10	7
3	Belarus	3	1	0	2	7	10	-3	3
4	FYR Macedonia	3	0	0	3	1	19	-18	0

### Group 10 (Host country: Portugal)

	Teams	P	W	D	L	F	A	+/-	Pts
1	Austria	3	3	0	0	24	1	23	9
2	Portugal	3	2	0	1	14	3	11	6
3	Northern Ireland	3	1	0	2	3	11	-8	3
4	Georgia	3	0	0	3	0	26	-26	0

### Group 11 (Host country: Slovenia)


	Teams	P	W	D	L	F	A	+/-	Pts
1	Italy	3	1	2	0	4	3	1	5
2	Finland	3	1	2	0	9	2	7	5
3	Slovenia	3	1	2	0	3	1	2	5
4	Malta	3	0	0	3	2	12	-10	0







- Elite round (March 2017)

The 28 teams were drawn into seven groups of four countries. The groups have been played as one-venue mini-tournaments with the winners and the runners-up with the best record against the teams first and third in their section progressing to the finals to join the hosts.

#### Group 1 (Host country: Netherlands)

	Teams	P	W	D	L	F	A	+/-	Pts
1	 Netherlands	3	3	0	0	8	2	6	9
2	 Portugal	3	2	0	1	10	2	8	6
3	 Belgium	3	1	0	2	8	6	2	3
4	 Romania	3	0	0	3	0	16	-16	0

#### Group 2 (Host country: France)

	Teams	P	W	D	L	F	A	+/-	Pts
1	 Finland	3	2	1	0	11	3	8	7
2	 France	3	2	1	0	11	4	7	7
3	 Sweden	3	1	0	2	7	7	0	3
4	 Scotland	3	0	0	3	0	15	-15	0

#### Group 3 (Host country: Israel)

	Teams	P	W	D	L	F	A	+/-	Pts
1	 Spain	3	3	0	0	12	0	12	9
2	 Denmark	3	2	0	1	4	2	2	6
3	 Russia	3	0	1	2	2	8	-6	1
4	 Israel	3	0	1	2	1	9	-8	1

#### Group 4 (Host country: Hungary)

	Teams	P	W	D	L	F	A	+/-	Pts
1	 Italy	3	2	1	0	5	0	5	7
2	 Serbia	3	1	1	1	2	4	-2	4
3	 Hungary	3	1	0	2	3	3	0	3
4	 Czech Republic	3	0	2	1	1	4	-3	2

#### Group 5 (Host country: Norway)

	Teams	P	W	D	L	F	A	+/-	Pts
1	 England	3	2	1	0	6	0	6	7
2	 Norway	3	2	0	1	6	2	4	6
3	 Slovenia	3	1	1	1	2	2	0	4
4	 Switzerland	3	0	0	3	1	11	-10	0



### Group 6 (Host country: Bosnia and Herzegovina)

	Teams	P	W	D	L	F	A	+/-	Pts
1	 Poland	3	3	0	0	8	1	7	9
2	 Austria	3	1	1	1	4	2	2	4
3	 Turkey	3	0	2	1	2	4	-2	2
4	 Bosnia and Herzegovina	3	0	1	2	2	9	-7	1

### Group 7 (Host country: Germany)

	Teams	P	W	D	L	F	A	+/-	Pts
1	 Germany	3	3	0	0	10	1	9	9
2	 Iceland	3	2	0	1	6	5	1	6
3	 Republic of Ireland	3	1	0	2	2	4	-2	3
4	 Azerbaijan	3	0	0	3	1	9	-8	0



## Facts and figures - Qualifying round - Highest Attendance

Date		Match		Result	Attendance	Host country	
1.	27/09/2017	Denmark	v	Kazakhstan	6-0	580	Denmark
2.	30/09/2017	Denmark	v	France	0-0	520	Denmark
3.	22/10/2017	Russia	v	Sweden	0-7	514	Sweden
4.	16/10/2017	Poland	v	Switzerland	2-1	500	Poland
5.	13/10/2017	Poland	v	Faroe Islands	5-0	400	Poland
6.	10/10/2017	Ukraine	v	Poland	1-3	400	Poland

## Goals

Season	N° matches	Avg goals per match	Avg. goal difference per match	Goals due to penalties
2017/18	66	4.6	4.1	6.5%
2016/17	66	4.1	3.6	4.4%
2015/16	66	5.0	3.6	6.1%

## Top Goal Scorers

Name	Country	Goals	Name	Country	Goals
Claudia Pina	ESP	11	Lauren James	ENG	6
Celina Degen	AUT	6	Madeline Roth	FRA	6
Telma Encarnação	POR	6			

## Entertainment Factors

	Interesting Time: Avg per match	Lead Changes: Avg per match	% of Leading Goals	Time for First Goal: Avg per match
2017/18	50	1.3	28%	21
2016/17	48	1.3	32%	19
2015/16	47	1.2	24%	26

- **Interesting time:** number of minutes from kick-off until the first moment there is a difference of two goals.
- **Lead Changes:** number of times the match outcome changes, i.e. from "home team leads" to "no team leads" to "away team leads".
- **% of Leading Goals:** goals scored which lead to a lead change (see above).

## Cards

	N° matches	N° yellow cards	N° red cards	Avg YC per match	Avg RC per match
2017/18	66	93	2	1.41	0.03
2016/17	66	109	3	1.65	0.05
2015/16	66	116	8	1.76	0.12

### Elite round - Highest Attendance

	Date	Match	Result	Attendance	Host country
1.	29/03/2018	Belgium v Netherlands	2-0	1 556	Netherlands
2.	25/03/2018	Germany v Iceland	3-1	1 186	Germany
3.	22/03/2018	Germany v Azerbaijan	5-0	1 034	Germany
4.	28/03/2018	France v Sweden	2-0	960	France
5.	23/03/2018	Netherlands v Romania	2-0	768	Netherlands

### Goals

Season	N° matches	Avg goals per match	Avg. goal difference per match	Goals due to penalties
2017/18	42	3.2	2.4	5.9%
2016/17	36	2.2	1.7	1.2%
2015/16	36	3.3	2.5	4.2%

### Top Goal Scorers

Name	Country	Goals	Name	Country	Goals
Jenna Torpa	FIN	4	Romée Elke Henk Leuchter	NED	3
Telma Encarnação	POR	4	Nikita Rudy Tromp	NED	3
Claudia Pina Medina	ESP	4	Paulina Tomasiak	POL	3
Aino Vuorinen	FIN	3			

### Entertainment Factors

	Interesting Time: Avg per match	Lead Changes: Avg per match	% of Leading Goals	Time for First Goal: Avg per match
2017/18	58	1.3	41%	30
2016/17	60	1.1	50%	28
2015/16	55	1.4	42%	24

- **Interesting time:** number of minutes from kick-off until the first moment there is a difference of two goals.
- **Lead Changes:** number of times the match outcome changes, i.e. from "home team leads" to "no team leads" to "away team leads".
- **% of Leading Goals:** goals scored which lead to a lead change (see above).

### Cards

	N° matches	N° yellow cards	N° red cards	Avg YC per match	Avg RC per match
2017/18	42	64	0	1.52	0.00
2016/17	36	37	1	1.03	0.03
2015/16	36	64	4	1.78	0.11



## History of the competition

The UEFA European Women's Under-17 Championship was launched for the 2007/08 season, having been approved by the UEFA Executive Committee on 22 May 2006.

The decision to begin the annual competition followed the inauguration of the biennial FIFA U-17 Women's World Cup starting in 2008 – the European tournament acts as a qualifier when it falls the same year as the global finals – and also allowed UEFA to further underline its commitment to women's football and recognise the continual increase of activities in this sector.

UEFA also hoped that the new championship would encourage and motivate those member associations not currently taking part in a women's European competition to do so.

UEFA's expectations were exceeded when 40 nations registered a team for the first edition, with the first qualifying round draw held on 19 February 2007. For the first season it was decided that four teams would progress to the finals, and UEFA itself acted as the host in its Swiss base of Nyon. Germany were to emerge champions ahead of France, Denmark and England, who all qualified for the World Cup.

The following year Germany retained the title with a 7-0 final defeat of Spain while France beat Norway to finish third. Spain went one better in 2010 with a penalty shoot-out win against the Republic of Ireland, who had ended Germany's run in the semi-finals, and Jorge Vilda's side successfully defended the trophy in 2011 – overcoming France with a last-gasp goal.

Germany reclaimed the crown 12 months later, knocking out Spain in the second qualifying round before a penalty shoot-out victory in the final against a team falling just short for the third time: France, who nonetheless went on to win the subsequent FIFA U-17 Women's World Cup in Azerbaijan. In 2013, after Germany had failed to qualify for the first time, Poland took their maiden women's title, edging out Sweden in the final.

That was the last four-team event in Nyon. From 2013/14 the finals were expanded to an eight-sided tournament with different hosts each year. Germany triumphed in the first edition of the larger finals in England. Spain then managed a third success in Iceland in 2015 before losing the 2016 final on penalties to Germany in front of the competition's first 10,000-plus crowd in Belarus. Germany again beat Spain on penalties in the 2017 final in the Czech Republic.



## Past finals

Season	Date	Venue	Teams			Results
2007/08	23.05.08	Nyon	France	-	<u>Germany</u>	0-3
2008/09	25.06.09	Nyon	Spain	-	<u>Germany</u>	0-7
2009/10	26.06.10	Nyon	<u>Spain</u>	-	Rep. of Ireland	0-0*
2010/11	31.07.11	Nyon	<u>Spain</u>	-	France	1-0
2011/12	29.06.12	Nyon	France	-	<u>Germany</u>	1-1*
2012/13	28.06.13	Nyon	<u>Poland</u>	-	Sweden	1-0
2013/14	08.12.13	Chesterfield	<u>Germany</u>	-	Spain	1-1*
2014/15	04.07.15	Reykjavik	<u>Spain</u>	-	Switzerland	5-2
2015/16	16.05.16	Borisov	Spain	-	<u>Germany</u>	0-0*
2016/17	14.05.17	Plzen	<u>Germany</u>	-	Spain	0-0*

\* After penalty kicks

[illegible]





UEFA  
ROUTE DE GENÈVE 46  
CH-1260 NYON 2  
SWITZERLAND  
TELEPHONE: +41 848 00 27 27  
TELEFAX: +41 848 01 27 27  
UEFA.com UEFA.org

WE CARE ABOUT FOOTBALL